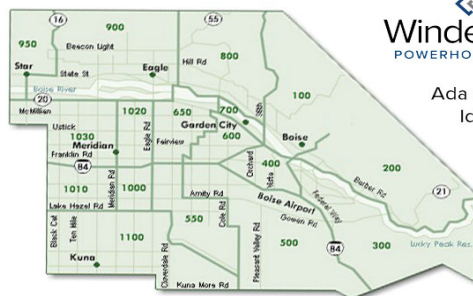


All Ada County Existing Homes by Price Range

Price in \$1,000s	Current to Date		12 Months	Average based on 12 Month Solds						
	Active	Pending	Sold	Months Inventory	Sold Price	Original Price	Sold to Orig Ratio	Avg Sq. Feet	\$ per Sq.Ft	CDOM
000 - 149K	0	0	37	0.0	\$123,930	\$136,541	90.76%	1045	\$131.10	40.5
150 - 199k	8	14	336	0.3	\$184,668	\$187,313	98.59%	1134	\$171.95	15.5
200 - 249K	24	86	1924	0.1	\$228,198	\$229,423	99.47%	1407	\$168.70	13.0
250 - 299K	64	171	1869	0.4	\$272,504	\$275,096	99.06%	1784	\$160.09	18.4
300 - 349K	86	101	1201	0.9	\$322,821	\$328,033	98.41%	2134	\$158.44	23.4
350 - 399K	71	81	836	1.0	\$372,774	\$379,338	98.27%	2428	\$160.63	30.1
400 - 499K	113	91	826	1.6	\$442,781	\$450,552	98.28%	2722	\$170.97	29.4
500 - 599K	47	36	334	1.7	\$541,201	\$551,632	98.11%	3105	\$183.65	33.8
600 - 799 K	59	18	258	2.7	\$680,031	\$690,659	98.46%	3471	\$202.83	36.1
800 - 999K	12	9	69	2.1	\$881,596	\$916,519	96.19%	4156	\$220.31	64.0
>1M	26	5	41	7.6	\$1,304,450	\$1,414,834	92.20%	5078	\$270.43	71.5
Total	510	612	7731							
Average Price			\$293,969							

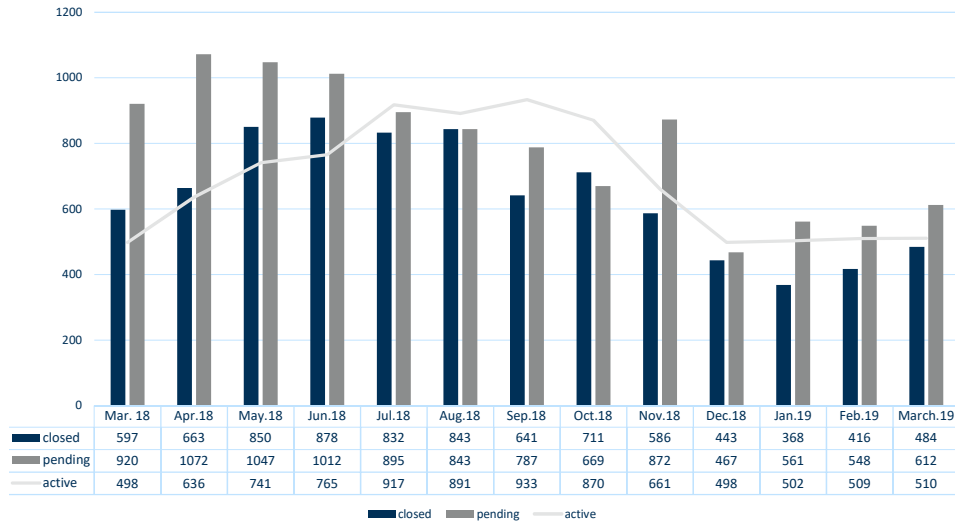
All Ada County Existing Homes by Square Feet

Square Feet	Current to Date		12 Months	Average based on 12 Month Solds						
	Active	Pending	Sold	Months Inventory	Sold Price	Original Price	Sold to Orig Ratio	Avg Sq. Feet	\$ per Sq.Ft	CDOM
0 - 999	9	20	231	0.5	\$203,648	\$203,274	100.18%	857	\$239.99	15.0
1000 - 1399	28	89	1469	0.2	\$229,585	\$229,800	99.91%	1232	\$187.33	12.1
1400 - 1799	71	151	1898	0.4	\$267,470	\$269,301	99.32%	1578	\$169.79	14.9
1800 - 2199	95	113	1429	0.8	\$314,950	\$319,397	98.61%	1991	\$158.40	21.0
2200 - 2599	79	82	1014	0.9	\$366,701	\$372,840	98.35%	2392	\$153.33	27.5
2600 - 2999	84	73	792	1.3	\$414,410	\$422,780	98.02%	2769	\$149.52	30.6
3000 - 3499	72	43	508	1.7	\$487,769	\$498,285	97.89%	3209	\$151.87	35.4
3500 - 3999	31	20	213	1.7	\$572,106	\$593,059	96.47%	3703	\$154.28	56.2
4000 - 4999	23	17	128	2.2	\$707,429	\$735,862	96.14%	4389	\$161.03	45.7
>5000	18	4	49	4.4	\$986,426	\$1,058,372	93.20%	5813	\$171.14	82.8
Total	510	612	7731							
Average SF			1931.2							

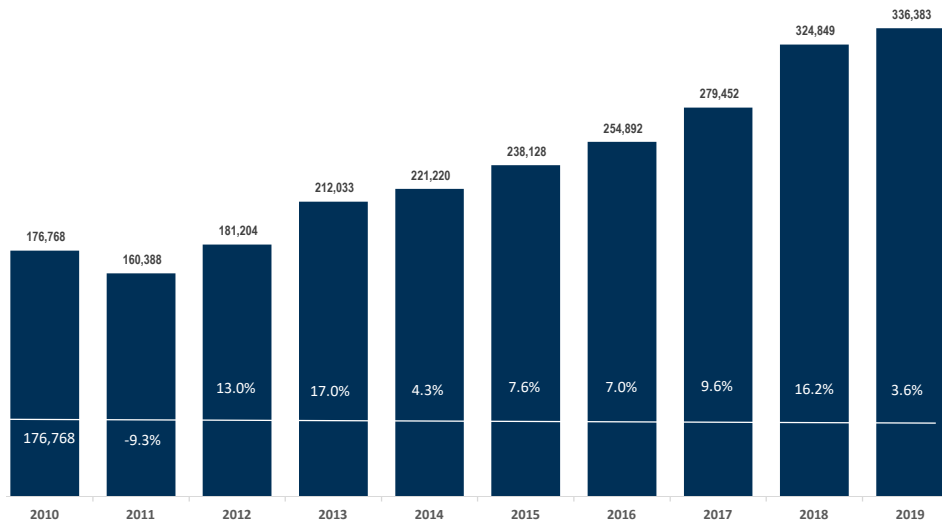


Windermere POWERHOUSE GROUP
Ada County Idaho

All Ada County - Monthly Market for Existing Single Family



All Ada County - Existing Home Average Sold Price



Ada County - Percentage of Listings Sold Above, At, Below Original, and Below With a Price Change

