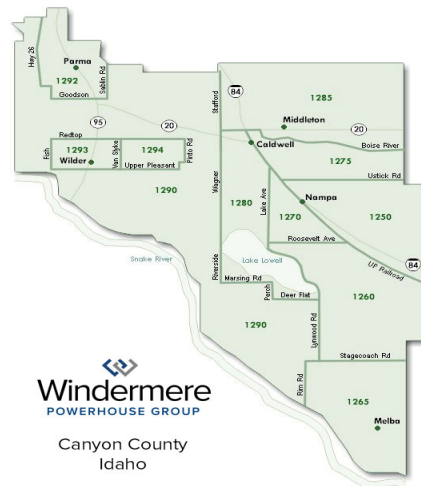


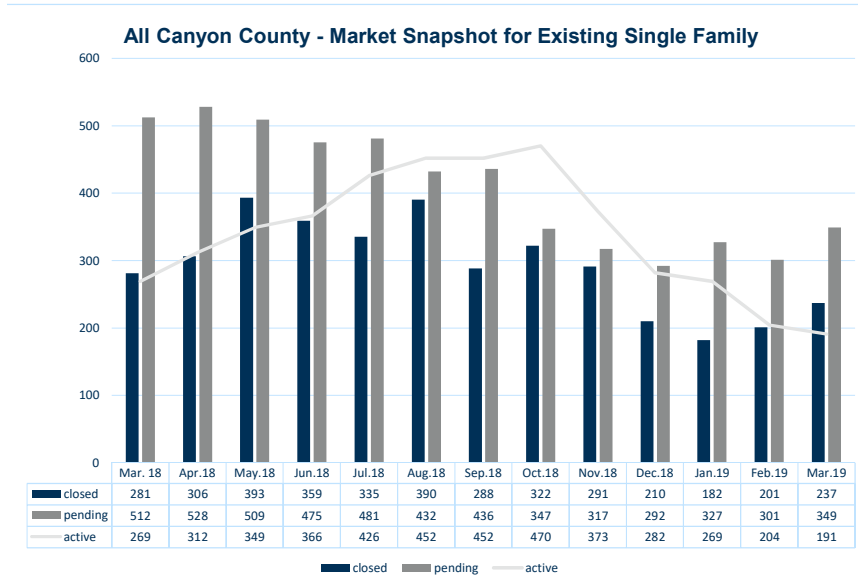
All Canyon County Existing Homes by Price Range

Price in \$1,000s	Current to Date		12 Months Sold	Average based on 12 Month Solds						
	Active	Pending		Months Inventory	Sold Price	Original Price	Sold to Orig Ratio	Avg Sq. Feet	\$ per Sq.Ft	CDOM
000 - 149K	5	16	373	0.2	\$121,897	\$125,701	96.97%	1,196	\$112.28	21.9
150 - 199k	19	91	1342	0.2	\$178,399	\$178,315	100.05%	1,358	\$136.37	13.1
200 - 249K	56	128	1050	0.6	\$222,273	\$223,636	99.39%	1,771	\$130.46	18.0
250 - 299K	51	59	416	1.5	\$270,462	\$274,761	98.44%	2,239	\$125.18	27.7
300 - 349K	29	25	186	1.9	\$320,470	\$328,663	97.51%	2,502	\$132.33	34.6
350 - 399K	12	12	65	2.2	\$372,817	\$386,218	96.53%	2,760	\$140.62	45.3
400 - 499K	13	12	56	2.8	\$447,254	\$456,698	97.93%	3,237	\$145.72	59.7
500 - 599K	5	3	20	3.0	\$540,902	\$556,845	97.14%	3,471	\$165.58	46.4
600 - 799 K	0	3	8	0.0	\$648,531	\$655,863	98.88%	4,372	\$153.06	81.4
800 - 999K	1	0	0	12.0	-	-	-	-	-	-
>1M	0	0	0	-	-	-	-	-	-	-
Total	191	349	3516							
Average Price			\$293,969							

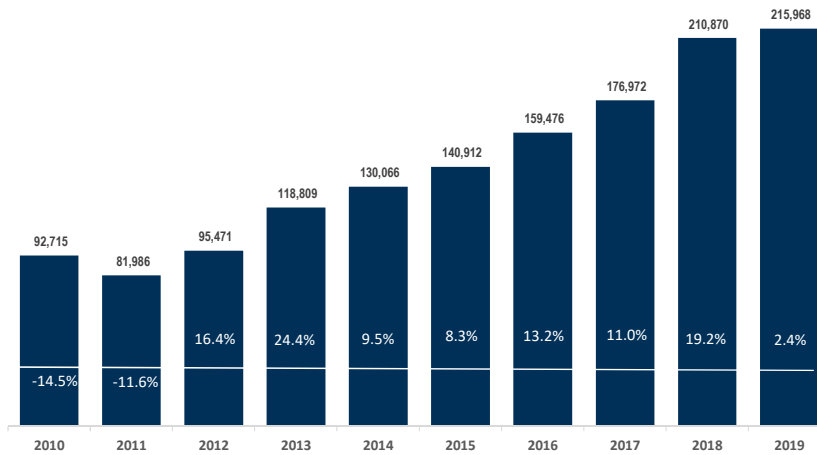
All Canyon County Existing Homes by Square Feet

Square Feet	Current to Date		12 Months Sold	Average based on 12 Month Solds						
	Active	Pending		Months Inventory	Sold Price	Original Price	Sold to Orig Ratio	Avg Sq. Feet	\$ per Sq.Ft	CDOM
0 - 999	6	14	199	0.4	\$133,803	\$136,248	98.21%	855	\$156.90	15
1000 - 1399	20	107	1057	0.2	\$174,642	\$174,403	100.14%	1,210	\$144.80	12
1400 - 1799	52	98	1049	0.6	\$202,871	\$203,304	99.79%	1,572	\$129.37	15
1800 - 2199	41	53	594	0.8	\$239,509	\$243,051	98.54%	1,987	\$120.60	23
2200 - 2599	23	35	292	0.9	\$273,191	\$279,331	97.80%	2,381	\$114.78	33
2600 - 2999	25	23	159	1.9	\$310,355	\$319,109	97.26%	2,770	\$112.15	38
3000 - 3499	19	8	120	1.9	\$340,481	\$349,266	97.48%	3,181	\$106.98	46
3500 - 3999	3	5	25	1.4	\$360,189	\$373,869	96.34%	3,723	\$96.85	56
4000 - 4999	2	6	14	1.7	\$484,082	\$498,671	97.07%	4,405	\$109.96	93
>5000	0	0	7	0.0	\$515,750	\$551,400	93.53%	5,787	\$90.06	133
Total	191	349	3516							
Average SF			1931.2							





All Canyon County - Existing Home Average Sold Price



Percentage of Listings Sold Above, At, Below Original, and Below With a Price Change

