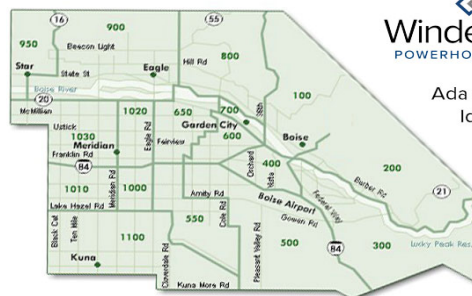


All Ada County Existing Homes by Price Range

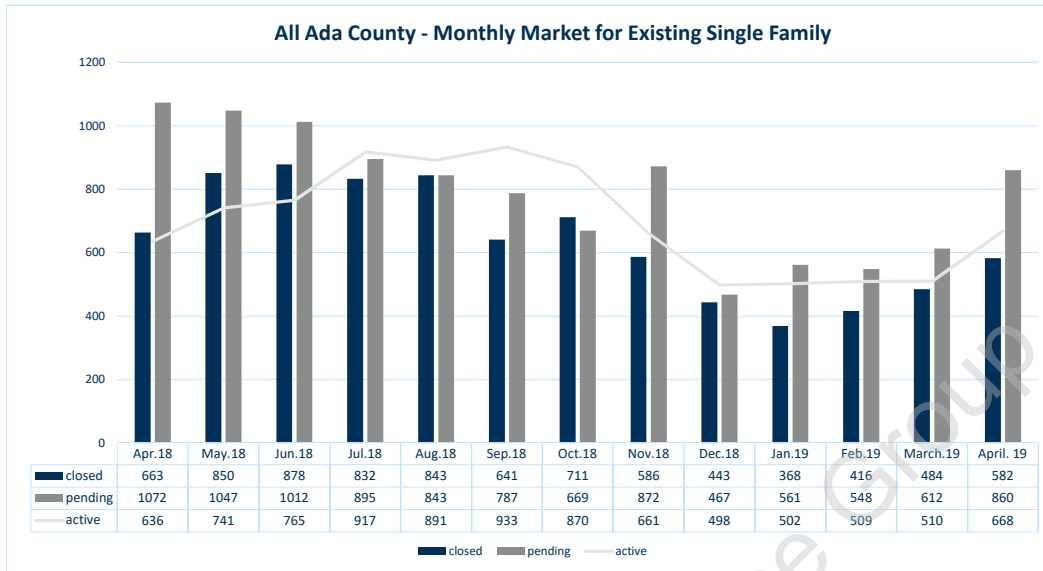
Price in \$1,000s	Current to Date		12 Months Sold	Average based on 12 Month Solds						
	Active	Pending		Months Inventory	Sold Price	Original Price	Sold to Orig Ratio	Avg Sq. Feet	\$ per Sq.Ft	CDOM
000 - 149K	0	0	36	0.0	\$123,442	\$138,761	88.96%	1057	\$129.66	42.4
150 - 199k	1	15	299	0.0	\$184,589	\$187,477	98.46%	1123	\$173.98	15.2
200 - 249K	33	118	1816	0.2	\$228,506	\$229,960	99.37%	1394	\$170.33	13.5
250 - 299K	86	213	1894	0.5	\$272,743	\$275,168	99.12%	1761	\$162.08	18.1
300 - 349K	103	167	1207	1.0	\$322,655	\$328,101	98.34%	2114	\$159.67	23.7
350 - 399K	111	101	846	1.6	\$372,843	\$379,424	98.27%	2416	\$161.64	28.6
400 - 499K	141	127	865	2.0	\$443,138	\$450,947	98.27%	2699	\$172.93	29.6
500 - 599K	69	58	342	2.4	\$541,156	\$551,768	98.08%	3077	\$185.94	34.3
600 - 799 K	73	44	256	3.4	\$679,373	\$689,712	98.50%	3510	\$200.66	36.9
800 - 999K	28	9	69	4.9	\$884,715	\$915,704	96.62%	4130	\$221.92	56.6
>1M	23	8	46	6.0	\$1,326,053	\$1,431,220	92.65%	5080	\$273.29	74.3
<b>Total</b>	<b>668</b>	<b>860</b>	<b>7676</b>							
<b>Average Price</b>			<b>\$297,429</b>							

All Ada County Existing Homes by Square Feet

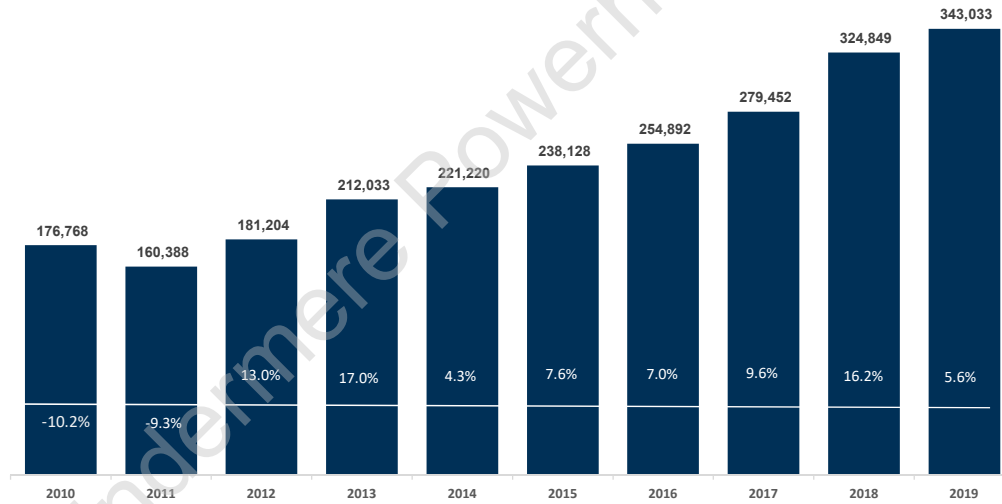
Square Feet	Current to Date		12 Months Sold	Average based on 12 Month Solds						
	Active	Pending		Months Inventory	Sold Price	Original Price	Sold to Orig Ratio	Avg Sq. Feet	\$ per Sq.Ft	CDOM
0 - 999	11	24	228	0.6	\$206,296	\$205,789	100.25%	855	\$243.51	15.8
1000 - 1399	41	126	1434	0.3	\$232,276	\$232,493	99.91%	1232	\$189.42	12.4
1400 - 1799	100	203	1902	0.6	\$270,038	\$271,891	99.32%	1578	\$171.45	15.0
1800 - 2199	114	178	1426	1.0	\$317,015	\$321,751	98.53%	1990	\$159.58	21.5
2200 - 2599	114	115	1006	1.4	\$370,517	\$377,029	98.27%	2391	\$155.01	27.8
2600 - 2999	112	92	793	1.7	\$415,605	\$423,939	98.03%	2767	\$150.06	30.2
3000 - 3499	89	61	492	2.2	\$494,085	\$505,169	97.81%	3206	\$153.91	36.7
3500 - 3999	40	29	208	2.3	\$579,334	\$599,483	96.64%	3703	\$156.27	52.2
4000 - 4999	26	24	137	2.3	\$710,957	\$736,443	96.54%	4403	\$160.94	47.1
>5000	21	8	50	5.0	\$1,025,957	\$1,106,501	92.72%	5836	\$177.36	78.6
<b>Total</b>	<b>668</b>	<b>860</b>	<b>7676</b>							
<b>Average SF</b>			<b>1934.3</b>							



Ada County  
Idaho



### All Ada County - Existing Home Average Sold Price



### Ada County - Percentage of Listings Sold Above, At, Below Original, and Below With a Price Change

