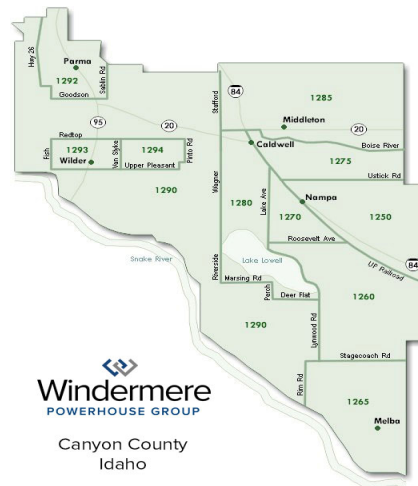


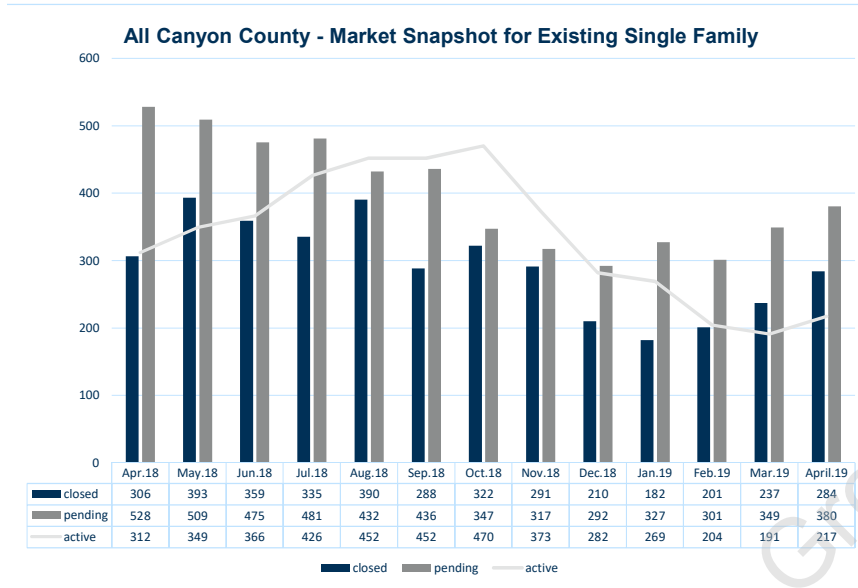
All Canyon County Existing Homes by Price Range

Price in \$1,000s	Current to Date		12 Months Sold	Average based on 12 Month Solds						
	Active	Pending		Months Inventory	Sold Price	Original Price	Sold to Orig Ratio	Avg Sq. Feet	\$ per Sq.Ft	CDOM
000 - 149K	4	21	340	0.1	\$122,498	\$125,264	97.79%	1,187	\$114.09	19.4
150 - 199k	21	90	1278	0.2	\$178,486	\$178,328	100.09%	1,345	\$137.80	13.1
200 - 249K	68	157	1095	0.7	\$222,505	\$224,043	99.31%	1,738	\$133.13	17.5
250 - 299K	53	55	440	1.4	\$269,949	\$274,510	98.34%	2,214	\$126.89	27.0
300 - 349K	37	29	193	2.3	\$321,162	\$328,690	97.71%	2,502	\$133.09	35.7
350 - 399K	12	13	70	2.1	\$373,090	\$385,395	96.81%	2,725	\$142.34	42.4
400 - 499K	13	11	63	2.5	\$445,590	\$456,268	97.66%	3,198	\$146.99	57.5
500 - 599K	6	3	21	3.4	\$543,545	\$559,086	97.22%	3,591	\$161.01	44.7
600 - 799 K	2	1	11	2.2	\$652,568	\$660,618	98.78%	4,184	\$160.85	69.7
800 - 999K	1	0	0	12.0	-	-	-	-	-	-
>1M	0	0	0	-	-	-	-	-	-	-
Total	217	380	3511							
Average Price			\$297,429							

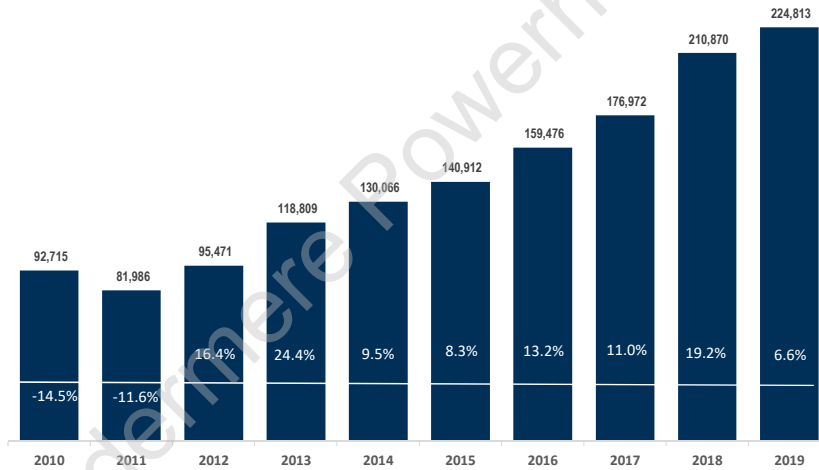
All Canyon County Existing Homes by Square Feet

Square Feet	Current to Date		12 Months Sold	Average based on 12 Month Solds						
	Active	Pending		Months Inventory	Sold Price	Original Price	Sold to Orig Ratio	Avg Sq. Feet	\$ per Sq.Ft	CDOM
0 - 999	5	19	198	0.3	\$135,647	\$137,477	98.67%	853	\$159.28	16
1000 - 1399	33	113	1061	0.4	\$177,561	\$177,205	100.20%	1,208	\$147.35	11
1400 - 1799	50	115	1041	0.6	\$205,427	\$205,914	99.76%	1,573	\$130.86	15
1800 - 2199	53	56	592	1.1	\$244,195	\$247,903	98.50%	1,986	\$123.07	23
2200 - 2599	31	36	285	1.3	\$276,668	\$282,453	97.95%	2,380	\$116.20	32
2600 - 2999	17	27	162	1.3	\$314,285	\$322,668	97.40%	2,776	\$113.28	38
3000 - 3499	21	8	117	2.2	\$344,065	\$355,106	96.89%	3,189	\$107.72	45
3500 - 3999	2	5	29	0.8	\$361,370	\$374,708	96.44%	3,720	\$97.19	55
4000 - 4999	4	1	19	2.5	\$482,503	\$493,484	97.77%	4,395	\$110.01	81
>5000	1	0	7	1.7	\$515,750	\$551,400	93.53%	5,787	\$90.06	133
Total	217	380	3511							
Average SF			1934.3							





All Canyon County - Existing Home Average Sold Price



Percentage of Listings Sold Above, At, Below Original, and Below With a Price Change

