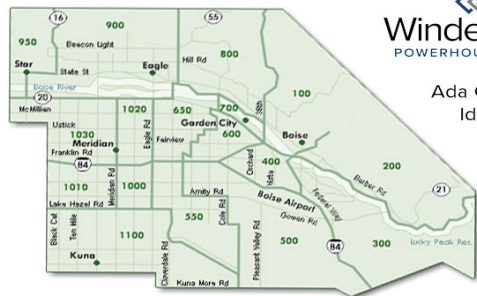


All Ada County Existing Homes by Price Range

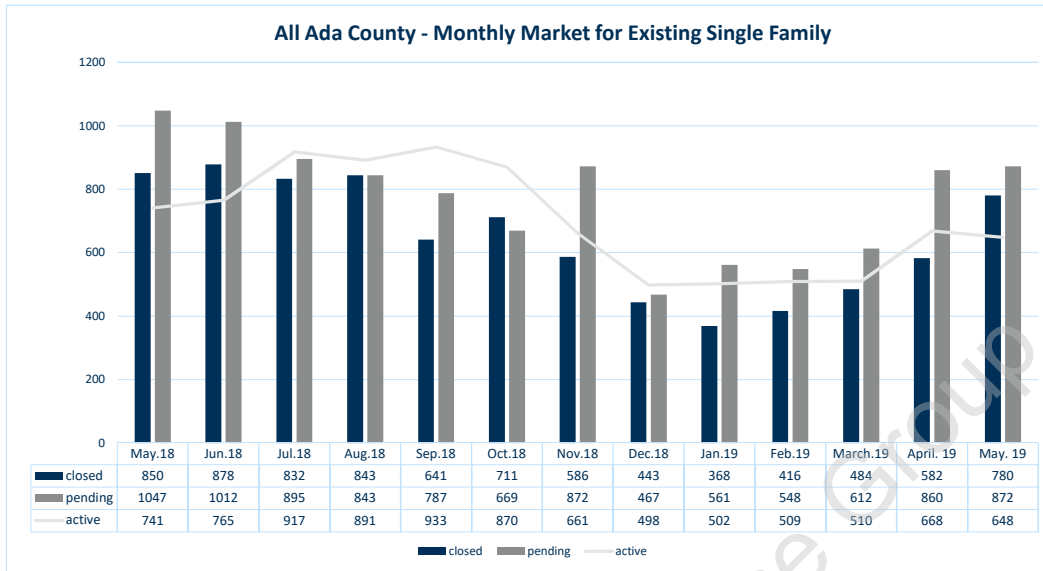
Price in \$1,000s	Current to Date		12 Months Sold	Average based on 12 Month Sold						
	Active	Pending		Months Inventory	Sold Price	Original Price	Sold to Orig Ratio	Avg Sq. Feet	\$ per Sq.Ft	CDOM
000 - 149K	0	1	31	0.0	\$121,419	\$134,648	90.18%	1010	\$132.84	44.0
150 - 199k	4	5	277	0.2	\$183,818	\$187,299	98.14%	1122	\$175.05	15.7
200 - 249K	29	97	1693	0.2	\$228,840	\$230,669	99.21%	1383	\$172.05	14.0
250 - 299K	70	211	1887	0.4	\$272,940	\$275,390	99.11%	1739	\$164.48	18.0
300 - 349K	98	165	1240	0.9	\$322,689	\$328,040	98.37%	2092	\$161.57	23.8
350 - 399K	101	110	861	1.4	\$372,902	\$379,471	98.27%	2399	\$163.11	28.2
400 - 499K	123	148	903	1.6	\$443,362	\$450,834	98.34%	2679	\$174.36	29.8
500 - 599K	79	59	358	2.6	\$541,678	\$552,260	98.08%	3062	\$187.91	34.6
600 - 799 K	78	57	267	3.5	\$678,625	\$688,091	98.62%	3473	\$202.77	36.5
800 - 999K	40	10	68	7.1	\$882,652	\$917,065	96.25%	4155	\$220.17	56.3
>1M	26	9	51	6.1	\$1,322,474	\$1,421,726	93.02%	5030	\$274.93	64.7
Total	648	872	7636							
Average Price			\$338,041							

All Ada County Existing Homes by Square Feet

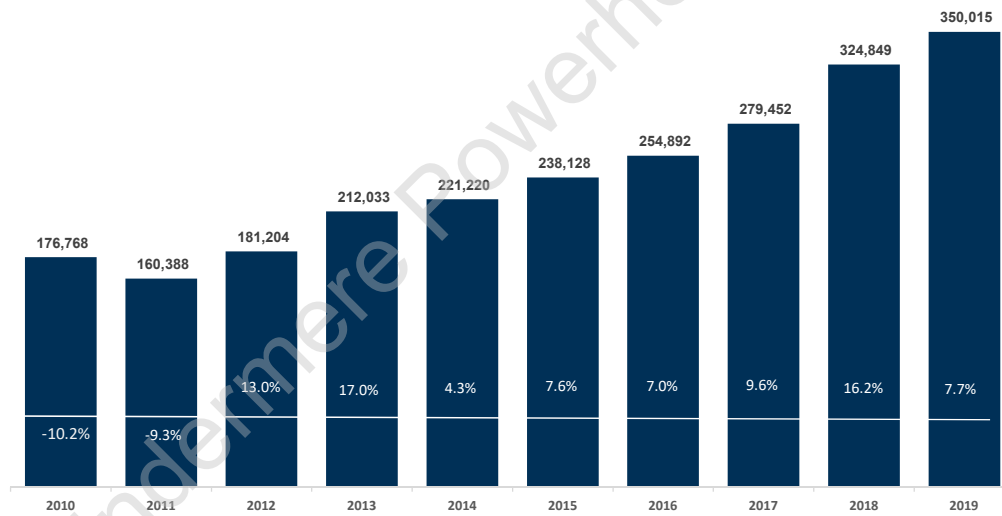
Square Feet	Current to Date		12 Months Sold	Average based on 12 Month Sold						
	Active	Pending		Months Inventory	Sold Price	Original Price	Sold to Orig Ratio	Avg Sq. Feet	\$ per Sq.Ft	CDOM
0 - 999	7	18	230	0.4	\$210,067	\$209,888	100.09%	849	\$250.39	16.1
1000 - 1399	40	132	1408	0.3	\$234,899	\$235,069	99.93%	1233	\$191.45	12.7
1400 - 1799	78	186	1876	0.5	\$273,257	\$275,425	99.21%	1577	\$173.55	15.5
1800 - 2199	91	171	1427	0.8	\$321,476	\$326,271	98.53%	1988	\$161.92	21.7
2200 - 2599	116	139	1006	1.4	\$374,331	\$380,884	98.28%	2392	\$156.55	28.3
2600 - 2999	116	96	797	1.7	\$419,667	\$427,825	98.09%	2769	\$151.41	30.3
3000 - 3499	94	69	490	2.3	\$496,518	\$507,703	97.80%	3201	\$154.94	37.8
3500 - 3999	38	38	212	2.2	\$578,398	\$598,935	96.57%	3705	\$156.02	52.5
4000 - 4999	37	18	141	3.1	\$735,141	\$760,201	96.70%	4417	\$166.07	42.2
>5000	31	5	49	7.6	\$1,025,176	\$1,112,548	92.15%	5942	\$174.03	75.3
Total	648	872	7636							
Average SF			2043.9							



Ada County
Idaho



All Ada County - Existing Home Average Sold Price



Ada County - Percentage of Listings Sold Above, At, Below Original, and Below With a Price Change

