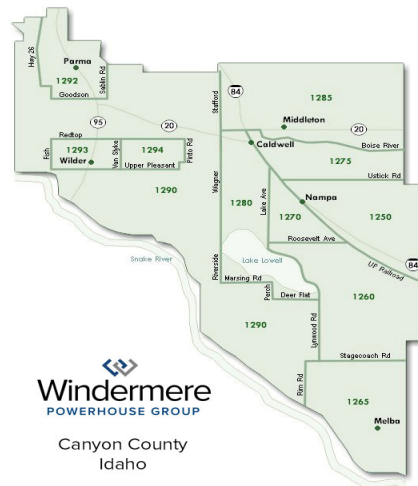


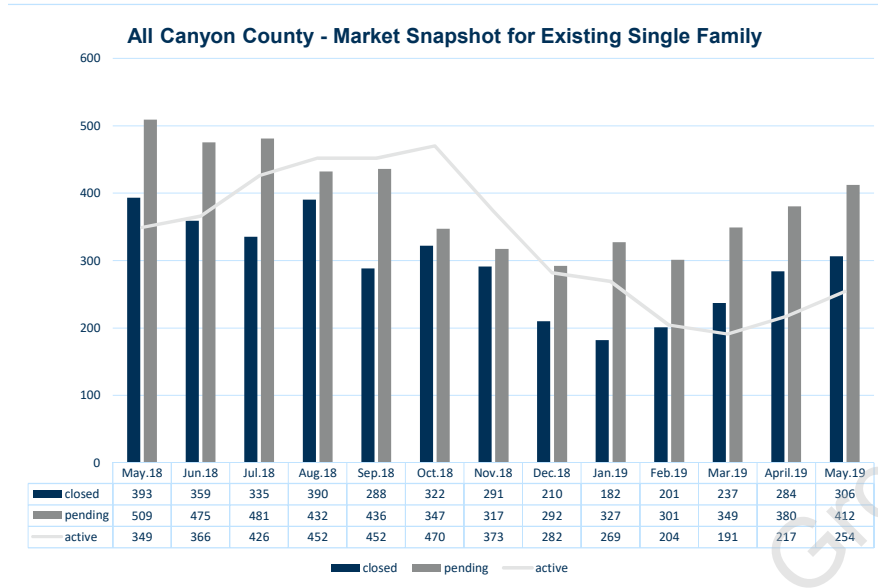
All Canyon County Existing Homes by Price Range

Price in \$1,000s	Current to Date		12 Months Sold	Average based on 12 Month Solds						
	Active	Pending		Months Inventory	Sold Price	Original Price	Sold to Orig Ratio	Avg Sq. Feet	\$ per Sq.Ft	CDOM
000 - 149K	4	9	308	0.2	\$122,844	\$125,352	98.00%	1,175	\$116.16	17.8
150 - 199k	14	74	1192	0.1	\$178,889	\$179,104	99.88%	1,330	\$139.86	13.5
200 - 249K	70	196	1126	0.7	\$222,933	\$224,501	99.30%	1,695	\$136.74	16.6
250 - 299K	66	71	437	1.8	\$270,562	\$275,182	98.32%	2,202	\$127.81	28.3
300 - 349K	41	36	206	2.4	\$320,632	\$327,843	97.80%	2,495	\$133.22	36.0
350 - 399K	25	11	74	4.1	\$374,501	\$386,344	96.93%	2,703	\$143.55	40.6
400 - 499K	19	11	62	3.7	\$444,260	\$457,697	97.06%	3,239	\$143.29	60.1
500 - 599K	10	3	20	6.0	\$545,527	\$563,290	96.85%	3,653	\$158.42	47.2
600 - 799 K	2	1	13	1.8	\$650,558	\$657,362	98.96%	4,135	\$162.87	60.7
800 - 999K	3	0	0	12.0	-	-	-	-	-	-
>1M	0	0	0	-	-	-	-	-	-	-
Total	254	412	3438							
Average Price			\$221,351							

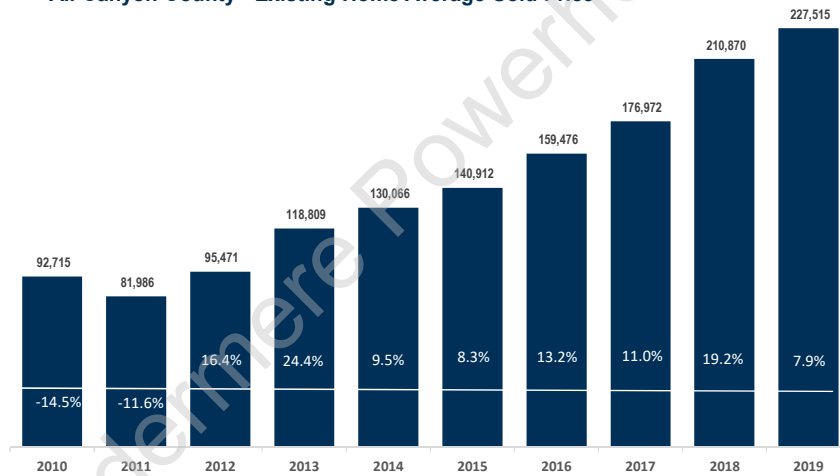
All Canyon County Existing Homes by Square Feet

Square Feet	Current to Date		12 Months Sold	Average based on 12 Month Solds						
	Active	Pending		Months Inventory	Sold Price	Original Price	Sold to Orig Ratio	Avg Sq. Feet	\$ per Sq.Ft	CDOM
0 - 999	4	16	204	0.2	\$138,731	\$140,176	98.97%	857	\$162.35	15
1000 - 1399	30	127	1045	0.3	\$180,281	\$180,234	100.03%	1,209	\$149.52	11
1400 - 1799	63	109	1027	0.7	\$208,800	\$209,592	99.62%	1,571	\$133.24	15
1800 - 2199	51	91	552	1.1	\$247,538	\$251,703	98.35%	1,984	\$124.86	24
2200 - 2599	37	33	275	1.6	\$280,836	\$286,870	97.90%	2,382	\$117.90	34
2600 - 2999	33	18	167	2.4	\$319,774	\$327,890	97.52%	2,780	\$115.09	38
3000 - 3499	21	13	111	2.3	\$342,462	\$352,762	97.08%	3,186	\$107.25	47
3500 - 3999	8	3	30	3.2	\$370,938	\$386,904	95.87%	3,693	\$100.41	53
4000 - 4999	6	1	20	3.6	\$492,328	\$502,760	97.92%	4,417	\$111.53	77
>5000	1	1	7	1.7	\$515,750	\$551,400	93.53%	5,787	\$90.06	133
Total	254	412	3438							
Average SF			1704.3							





All Canyon County - Existing Home Average Sold Price



Percentage of Listings Sold Above, At, Below Original, and Below With a Price Change

