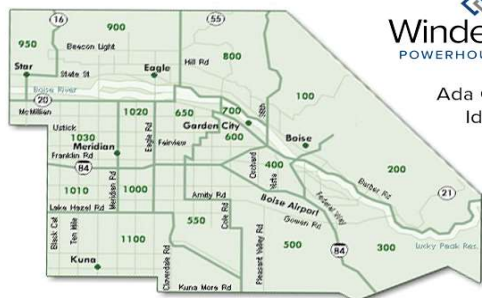


All Ada County Existing Homes by Price Range

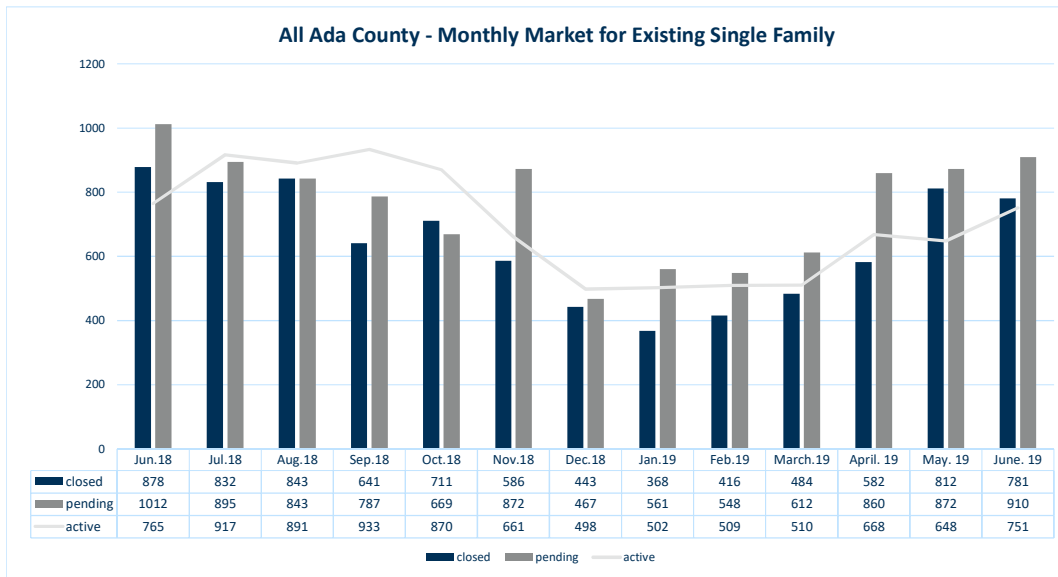
Price in \$1,000s	Current to Date		12 Months Sold	Average based on 12 Month Solds						
	Active	Pending		Months Inventory	Sold Price	Original Price	Sold to Orig Ratio	Avg Sq. Feet	\$ per Sq.Ft	CDOM
000 - 149K	0	2	29	0.0	\$120,724	\$134,624	89.67%	1011	\$132.45	42.9
150 - 199K	4	9	237	0.2	\$184,056	\$188,319	97.74%	1122	\$175.33	16.6
200 - 249K	30	104	1561	0.2	\$229,326	\$231,535	99.05%	1378	\$173.30	14.6
250 - 299K	91	230	1906	0.6	\$273,134	\$275,665	99.08%	1714	\$167.12	18.1
300 - 349K	117	181	1255	1.1	\$323,149	\$328,967	98.23%	2076	\$162.89	24.2
350 - 399K	124	111	880	1.7	\$372,757	\$379,489	98.23%	2365	\$165.34	27.4
400 - 499K	166	147	926	2.2	\$443,597	\$450,762	98.41%	2663	\$175.55	30.3
500 - 599K	74	57	375	2.4	\$541,379	\$551,891	98.10%	3027	\$189.75	33.2
600 - 799 K	77	49	284	3.3	\$677,145	\$687,146	98.54%	3421	\$205.74	35.1
800 - 999K	34	14	67	6.1	\$883,934	\$916,670	96.43%	4039	\$227.12	56.0
>1M	34	6	53	7.7	\$1,288,101	\$1,344,660	95.79%	4738	\$282.36	64.3
Total	751	910	7573							
Average Price			\$342,382							

All Ada County Existing Homes by Square Feet

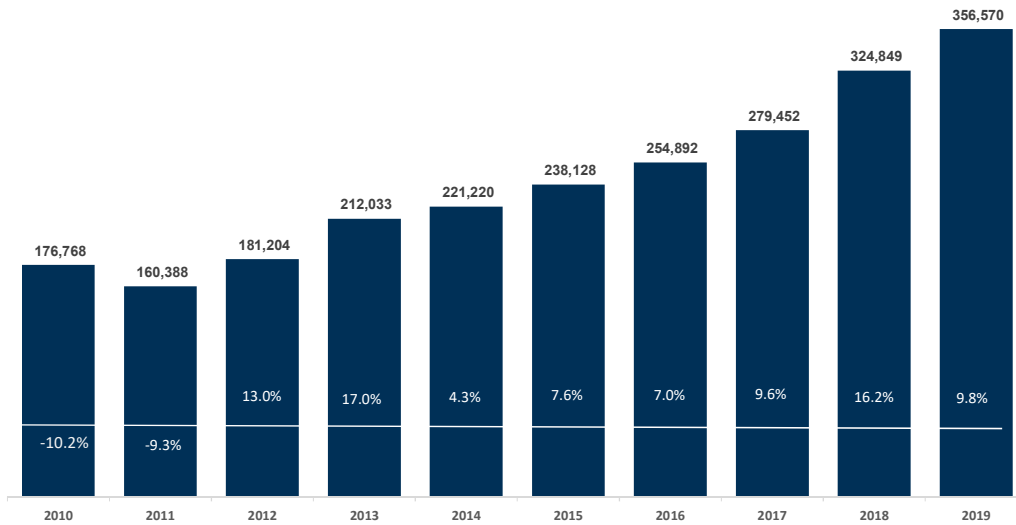
Square Feet	Current to Date		12 Months Sold	Average based on 12 Month Solds						
	Active	Pending		Months Inventory	Sold Price	Original Price	Sold to Orig Ratio	Avg Sq. Feet	\$ per Sq.Ft	CDOM
0 - 999	9	20	220	0.5	\$213,939	\$214,279	99.84%	852	\$253.67	16.6
1000 - 1399	46	156	1358	0.4	\$237,953	\$238,390	99.82%	1232	\$194.11	12.9
1400 - 1799	107	199	1871	0.7	\$276,644	\$279,022	99.15%	1578	\$175.59	16.0
1800 - 2199	123	187	1439	1.0	\$325,483	\$330,173	98.58%	1988	\$163.96	22.0
2200 - 2599	124	129	1004	1.5	\$379,532	\$386,328	98.24%	2395	\$158.47	28.8
2600 - 2999	140	87	807	2.1	\$425,725	\$434,432	98.00%	2768	\$153.70	30.8
3000 - 3499	92	73	481	2.3	\$501,186	\$511,581	97.97%	3206	\$156.13	38.7
3500 - 3999	39	33	214	2.2	\$590,601	\$611,659	96.56%	3707	\$159.19	50.1
4000 - 4999	41	19	137	3.6	\$744,634	\$770,966	96.58%	4389	\$169.09	42.0
>5000	30	7	42	8.6	\$1,014,281	\$1,078,311	94.06%	5850	\$174.41	73.2
Total	751	910	7573							
Average SF			2046.0							



Windermere POWERHOUSE GROUP
Ada County Idaho



All Ada County - Existing Home Average Sold Price



Ada County - Percentage of Listings Sold Above, At, Below Original, and Below With a Price Change

