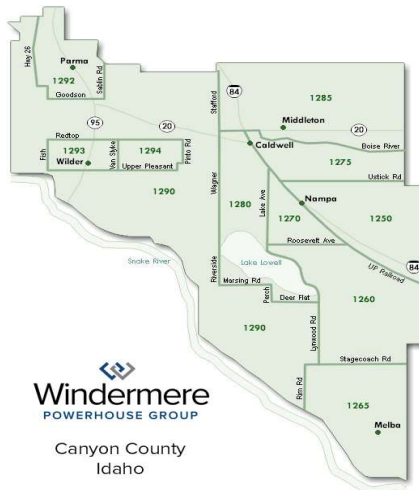


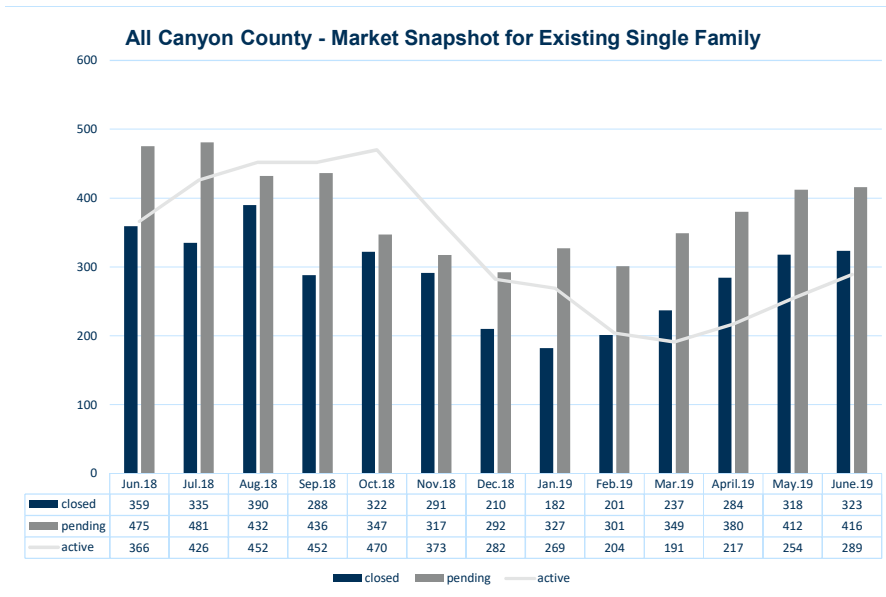
All Canyon County Existing Homes by Price Range

Price in \$1,000s	Current to Date		12 Months Sold	Average based on 12 Month Solds						
	Active	Pending		Months Inventory	Sold Price	Original Price	Sold to Orig Ratio	Avg Sq. Feet	\$ per Sq.Ft	CDOM
000 - 149K	8	11	271	0.4	\$122,518	\$125,241	97.83%	1,195	\$114.30	19.4
150 - 199k	30	81	1121	0.3	\$178,885	\$179,093	99.88%	1,316	\$141.59	14.0
200 - 249K	73	176	1186	0.7	\$223,090	\$224,557	99.35%	1,659	\$139.89	16.2
250 - 299K	69	79	446	1.9	\$270,034	\$274,665	98.31%	2,175	\$129.24	27.4
300 - 349K	37	36	218	2.0	\$321,139	\$327,359	98.10%	2,470	\$134.75	33.1
350 - 399K	32	17	79	4.9	\$375,659	\$387,270	97.00%	2,669	\$146.30	39.7
400 - 499K	20	12	63	3.8	\$445,434	\$458,973	97.05%	3,146	\$147.69	61.4
500 - 599K	11	2	18	7.3	\$546,113	\$565,056	96.65%	3,667	\$159.91	53.0
600 - 799 K	6	2	12	6.0	\$649,325	\$654,225	99.25%	3,839	\$172.93	53.5
800 - 999K	3	0	0	12.0	-	-	-	-	-	-
>1M	0	0	0	-	-	-	-	-	-	-
<b>Total</b>	<b>289</b>	<b>416</b>	<b>3414</b>							
<b>Average Price</b>			<b>\$223,820</b>							

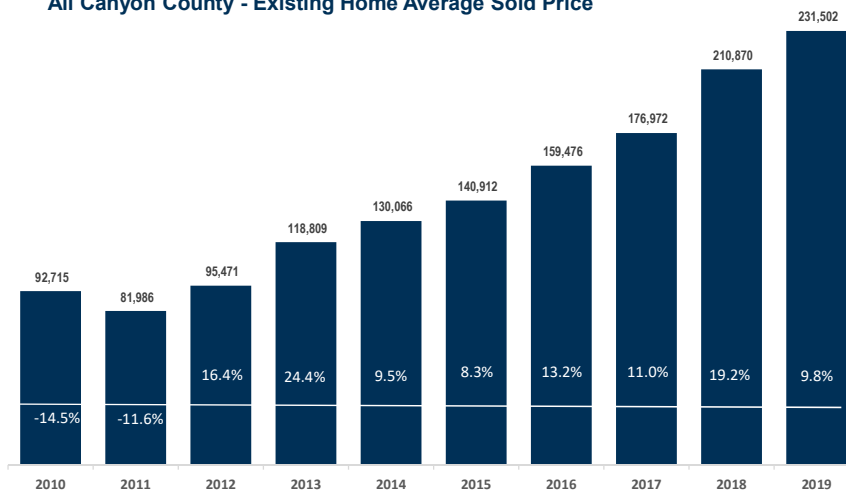
All Canyon County Existing Homes by Square Feet

Square Feet	Current to Date		12 Months Sold	Average based on 12 Month Solds						
	Active	Pending		Months Inventory	Sold Price	Original Price	Sold to Orig Ratio	Avg Sq. Feet	\$ per Sq.Ft	CDOM
0 - 999	11	20	196	0.7	\$143,306	\$144,763	98.99%	865	\$166.33	15
1000 - 1399	40	120	1052	0.5	\$183,231	\$183,063	100.09%	1,209	\$151.91	11
1400 - 1799	61	119	1022	0.7	\$211,726	\$212,629	99.58%	1,571	\$135.08	16
1800 - 2199	58	78	555	1.3	\$250,888	\$255,041	98.37%	1,985	\$126.51	24
2200 - 2599	37	36	265	1.7	\$286,655	\$292,869	97.88%	2,385	\$120.17	33
2600 - 2999	40	20	167	2.9	\$320,406	\$328,926	97.41%	2,778	\$115.46	37
3000 - 3499	23	16	103	2.7	\$344,477	\$353,987	97.31%	3,185	\$108.05	48
3500 - 3999	12	3	30	4.8	\$367,434	\$383,834	95.73%	3,684	\$99.60	56
4000 - 4999	5	3	19	3.2	\$490,924	\$501,647	97.86%	4,395	\$111.68	79
>5000	2	1	5	4.8	\$468,980	\$512,980	91.42%	5,944	\$78.99	146
<b>Total</b>	<b>289</b>	<b>416</b>	<b>3414</b>							
<b>Average SF</b>			<b>1697.9</b>							





### All Canyon County - Existing Home Average Sold Price



### Percentage of Listings Sold Above, At, Below Original, and Below With a Price Change

